









































2012 ROLEX MIAMI OCR  
Stage One - Group Round Robin Results

26-Jan-2012 12:00

		Tunncliffe - USA	Barkow - USA	Skudina - RUS	Souter - AUS	Lehtinen - FIN	Gonçalves - POR	Senfft - BRA	Hahlbrock - GER	Dekleva Paoli - SLO	Wang - CHN	Decnop - BRA	Gordon - CAN	Penalty Points	Races sailed	Total points	Win %	Group Position	
<b>Group A</b>																			
Tunncliffe - USA			0	0	1	0	1	0	1	1	1	1	1		11	7	64%	4	
Barkow - USA		1		1	1	1	0	1	1	1	1	1	1		11	10	91%	1	
Skudina - RUS		1	0		1	0	1	1	1	1	0	1	1		11	8	73%	3	
Souter - AUS		0	0	0		0	1	1	1	0	1	1	1		11	6	55%	5	
Lehtinen - FIN		1	0	1	1		0	1	1	1	1	1	1		11	9	82%	2	
Gonçalves - POR		0	1	0	0	1		0	0	1	0	0	1		11	4	36%	9	
Senfft - BRA		1	0	0	0	0	1		0	1	1	0	1		11	5	45%	8	
Hahlbrock - GER		0	0	0	0	0	1	1		1	1	0	1		11	5	45%	7	
Dekleva Paoli - SLO		0	0	0	1	0	0	0	0		1	0	1		11	3	27%	10	
Wang - CHN		0	0	1	0	0	1	0	0	0		0	1		11	3	27%	11	
Decnop - BRA		0	0	0	0	0	1	1	1	1	1		1		11	6	55%	6	
Gordon - CAN		0	0	0	0	0	0	0	0	0	0	0			11	0	0%	12	

		Leroy - FRA	Macgregor - GBR	Groeneveld - NED	Echegoyen - ESP	Tulloch - USA	Bossard - FRA	Mulder - NED	Price - AUS	Kjellberg - SWE	Roble - USA	Silva - ARG	Ferris-Choat - CAN	Penalty Points	Races sailed	Total points	Win %	Group Position	
<b>Group B</b>																			
Leroy - FRA			0	0	0	1	1	0	0	1	1	1	1		11	6	55%	6	
Macgregor - GBR		1		1	0	0	0	1	1	1	1	1	1		11	8	73%	1	
Groeneveld - NED		1	0		0	1	1	0	0	1	0	1	1		11	6	55%	5	
Echegoyen - ESP		1	1	1		1	0	0	1	0	0	1	1		11	7	64%	4	
Tulloch - USA		0	1	0	0		1	0	0	1	1	1	0	-1	11	4	36%	9	
Bossard - FRA		0	1	0	1	0		0	1	1	0	1	1		11	6	55%	7	
Mulder - NED		1	0	1	1	1	1		0	0	1	1	1		11	8	73%	3	
Price - AUS		1	0	1	0	1	0	1		1	1	1	1		11	8	73%	2	
Kjellberg - SWE		0	0	0	1	0	0	1	0		1	1	0		11	4	36%	10	
Roble - USA		0	0	1	1	0	1	0	0	0		1	1		11	5	45%	8	
Silva - ARG		0	0	0	0	0	0	0	0	0	0		1		11	1	9%	12	
Ferris-Choat - CAN		0	0	0	0	1	0	0	0	1	0	0			11	2	18%	11	